



# 2010-2011 GMT Reports for District (or Undistricted) **District U 3 ST PIERRE & MIQ**

GMT: **TERRY GRAHAM**

Location: **ST PIERRE & MIQ**

GMT CA: **2**

## CLUBS

**Club Results**  
2010-2011

**Clubs**  
2009-2010

Month	New Club Goal	Actual New Clubs	Actual Dropped Clubs	Gain/Loss of Clubs	Gain/Loss of Clubs
Jul/Aug/Sep	0	0	0	0	0
<b>Totals</b>	<b>0</b>	<b>0</b>	<b>0</b>	<b>0</b>	<b>0</b>

### Club Results 2010-2011

Goal, New, Dropped, Gain/Loss



## MEMBERSHIP

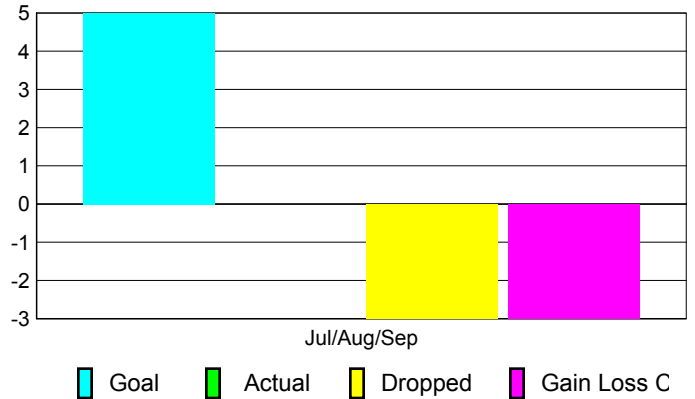
**Membership Results**  
2010-2011

**Membership**  
2009-2010

Month	Net Memb Goal	Actual New Memb	Actual Dropped Memb	Gain/Loss of Memb	Gain/Loss of Memb
Jul/Aug/Sep	5	0	-3	-3	0
<b>Totals</b>	<b>5</b>	<b>0</b>	<b>-3</b>	<b>-3</b>	<b>0</b>

### Membership Results 2010-2011

Goal, New, Dropped, Gain/Loss



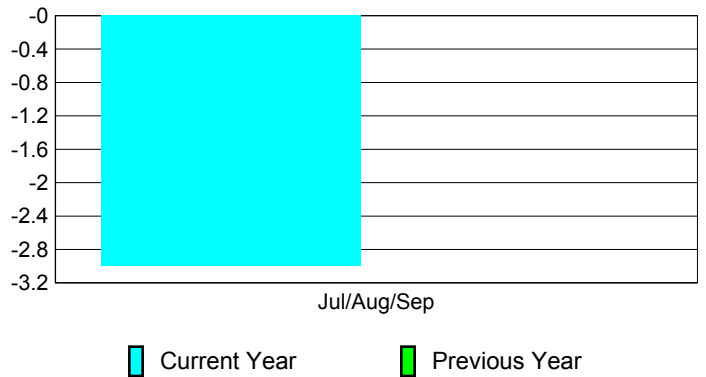
### Comparison of Club Gain/Loss

Current Year Compared to the Previous Year



### Comparison of Membership Gain/Loss

Current Year Compared to the Previous Year

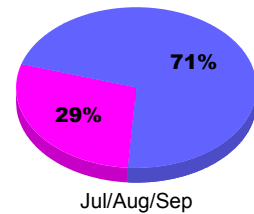


### YTD Status Quo Clubs 2010-2011

Status Quo Clubs Compared to Status Quo Members



### Gender Comparison 2010-2011



Male Female



# 2010-2011 GMT Reports for District (or Undistricted) **District U 3 QUEBEC**

GMT: **TERRY GRAHAM**

Location: **QUEBEC**

GMT CA: **2**

## CLUBS

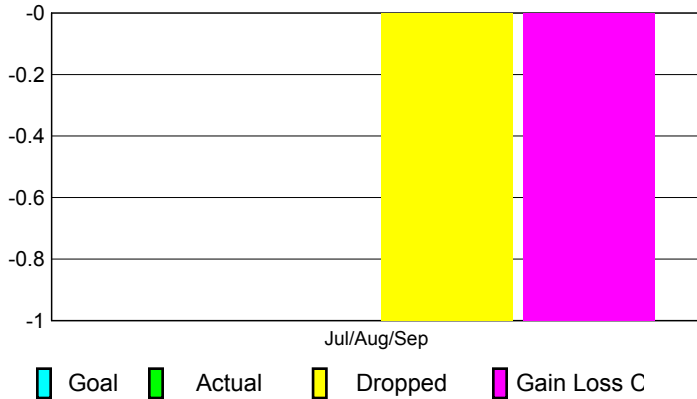
Club Results  
2010-2011

Clubs  
2009-2010

Month	New Club Goal	Actual New Clubs	Actual Dropped Clubs	Gain/Loss of Clubs	Gain/Loss of Clubs
Jul/Aug/Sep	0	0	-1	-1	0
<b>Totals</b>	<b>0</b>	<b>0</b>	<b>-1</b>	<b>-1</b>	<b>0</b>

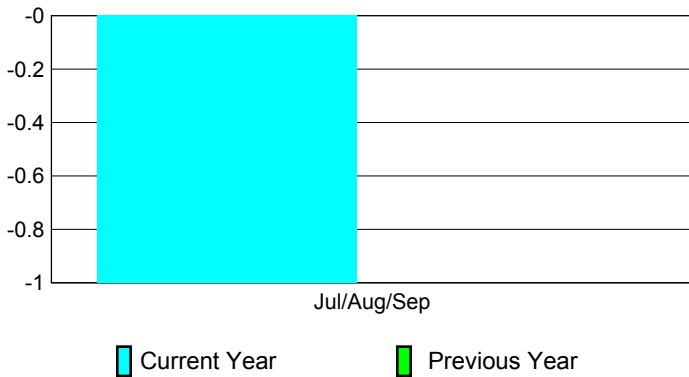
### Club Results 2010-2011

Goal, New, Dropped, Gain/Loss




### Comparison of Club Gain/Loss

Current Year Compared to the Previous Year



### YTD Status Quo Clubs 2010-2011

Status Quo Clubs Compared to Status Quo Members



## MEMBERSHIP

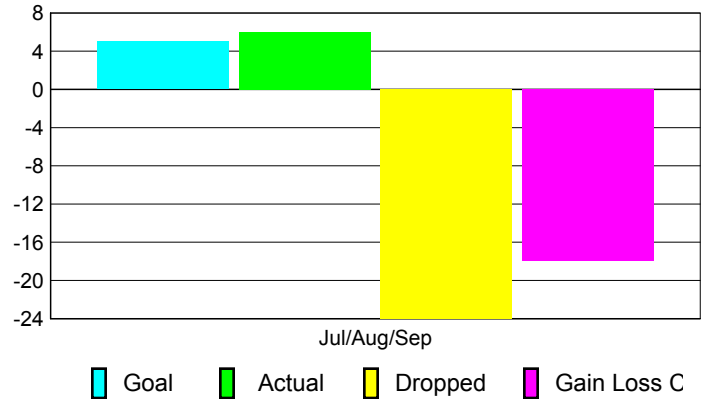
Membership Results  
2010-2011

Membership  
2009-2010

Month	Net Memb Goal	Actual New Memb	Actual Dropped Memb	Gain/Loss of Memb	Gain/Loss of Memb
Jul/Aug/Sep	5	6	-24	-18	-11
<b>Totals</b>	<b>5</b>	<b>6</b>	<b>-24</b>	<b>-18</b>	<b>-11</b>

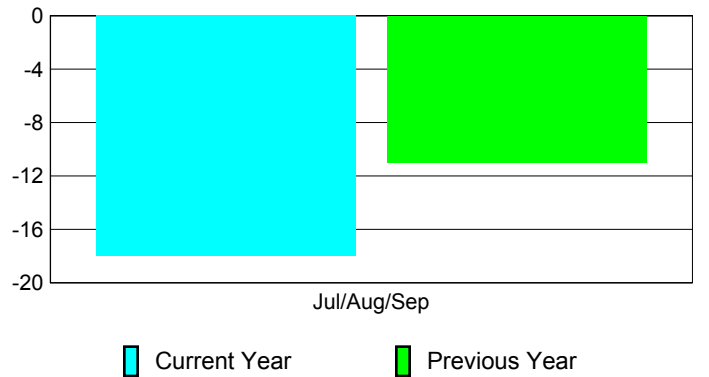
### Membership Results 2010-2011

Goal, New, Dropped, Gain/Loss

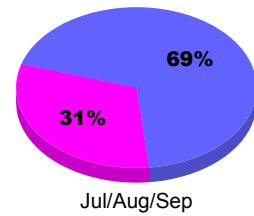


### Comparison of Membership Gain/Loss

Current Year Compared to the Previous Year



### Gender Comparison 2010-2011



■ Male      ■ Female